

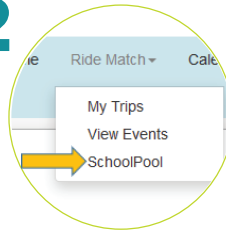
How to find a ride match

1



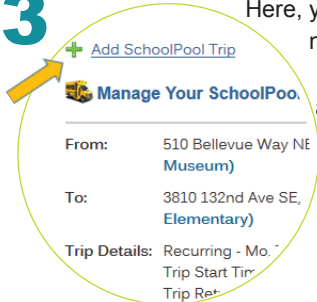
Log in by clicking the green “Sign In” button in the top right corner at BellevueSchoolPool.org

2



Click on “Ride Match” and then “SchoolPool”

3



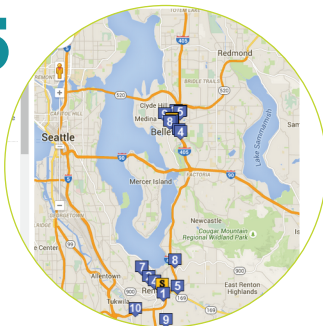
Here, you can add new trips for before and after school activities

4



Click the ‘Find Matches’ link to see the details of your matches and a map outlining their route.

5



If your match’s contact details are visible you can contact them directly, or send them a message through the system.

